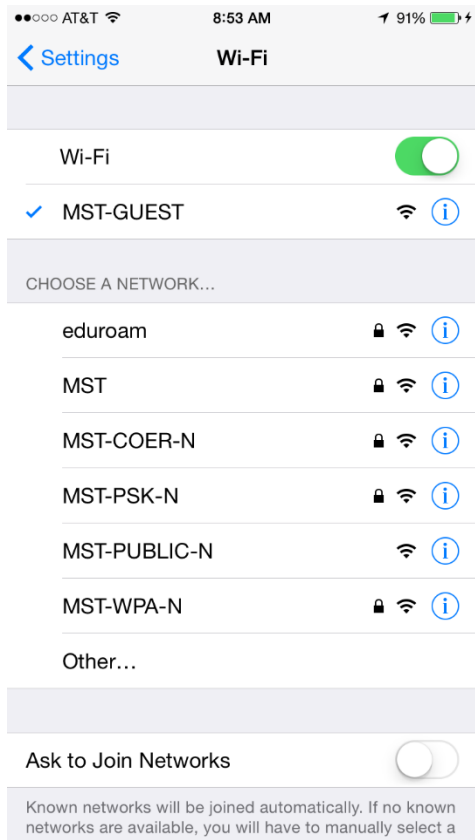
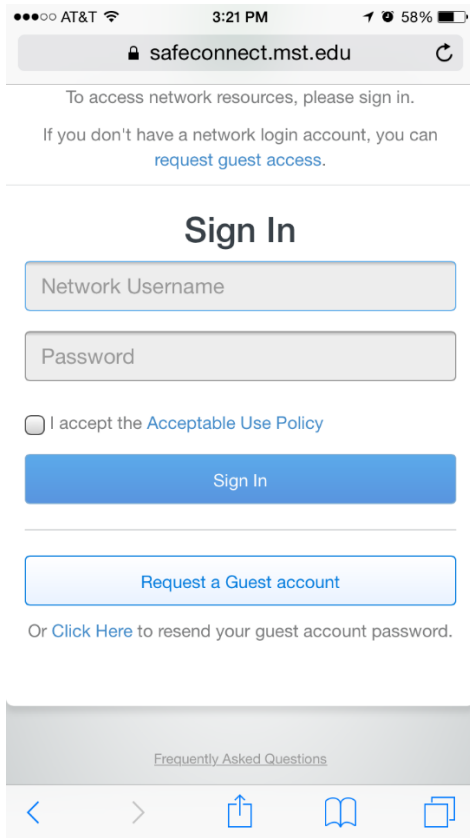


Missouri S&T Guest wireless instructions for iPhone.

1. Connect to SSID named MST-GUEST




2. Open Safari and click “Request a Guest account” when prompted.



3. Enter the following information for access: valid email address, full name, mobile phone number and mobile provider.

••••• AT&T 3:22 PM 57%

safeconnect.mst.edu



Request a Guest Account

Complete this form and then click "Continue".

1870JoeMiner@gmail.com

joe Miner

5733414357

Select mobile service provider

AT&T

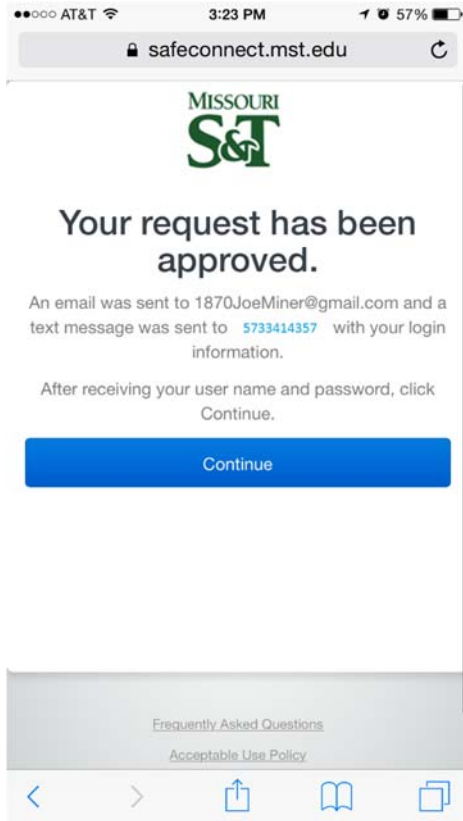
Standard messaging rates apply. [List all providers](#)

Continue

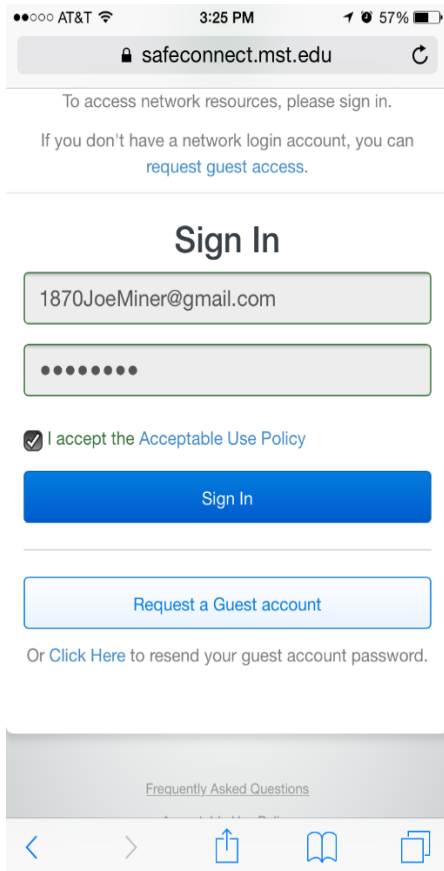
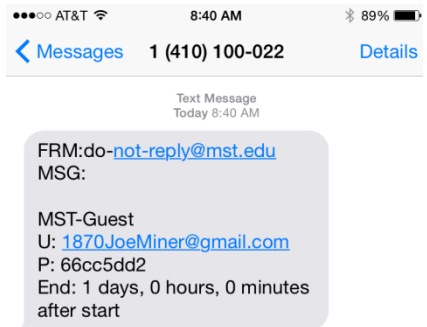
Cancel

< > 📄 📖 📄

- Once the request is approved, you will receive a message that reads "Press Continue and you will be taken back to the login screen."



5. Two texts will be received. The first is general information. The second will have login information.



Guest services are provided for guests only. Individuals that have S&T login credentials or an S&T registered device will need to access the MST-WPA SSID. Persons that do not possess a cellular phone will need to contact the Help Desk at 341-4357 or visit the Walk-In center to access the guest wireless.